

# Omówienie wybranych funkcji interfejsu użytkownika (zgłaszającego) w E2.0



Urząd  
Lotnictwa  
Cywilnego

10.05.2024



# Omówienie wybranych funkcji interfejsu użytkownika (zgłaszającego) w E2.0

## WYBRANE ZAGADNIENIA

### ECCAIRS 2.0 – PULPIT ZGŁASZAJĄCEGO



1. Administration -> Organisation Detail-> Detail > User Accounts (New User)
2. Administration -> Organisation Detail-> Autofilled Attributes
3. Nazwa użytkownika (login name)->My account->User Account->Custom Columns
4. Kolumna „Authority Comments” (lista zgłoszeń) – komentarze/Uwagi do organizacji
5. Filtrowanie zgłoszeń z wykorzystaniem atrybutów na liście (np. Headline, UTC date, Report Status, itp.)

# Omówienie wybranych funkcji interfejsu użytkownika (zgłaszającego) w E2.0

Administration -> Organisation Detail-> Detail > User Accounts (New User)

The screenshot shows the E2.0 user interface. At the top, there is a navigation bar with the text 'ECCAIRS2 - SRIS2' on the left and a user profile icon labeled 'Testair' on the right. Below this is a secondary navigation bar with a 'HOME' icon and several menu items: 'Report an Occurrence', 'Taxonomy', and 'Administration'. The 'Administration' menu is expanded, showing 'General Settings' and 'Organisation Management', both of which are circled in red. Below the navigation bar, the main content area is titled 'USER ACCOUNTS'. On the right side of this area, there is a 'CANCEL' button and a 'NEW USER' button, both circled in red. Below the 'NEW USER' button is a toggle switch labeled 'Show Deletion Requests'. On the left side of the main content area, there is an 'EXPORT' button. Below this is a table with the following columns: Username, Email, Organisation Name, Organisation ID, Parent Organisation, Disabled, Blocked, Deleted, Roles, Created by, and Created on. The table contains one row with the following data: Username: Testairs, Email: kpiotrowski@u lc.gov.pl, Organisation Name: Testair tests, Organisation ID: 855, Parent Organisation: (empty), Disabled: (empty), Blocked: (empty), Deleted: (empty), Roles: Reporter Organisation Administrator, Created by: kpiotrowski, and Created on: 28-Nov-2023. At the bottom of the table, there is a pagination control showing '1' items per page and '1 - 1 of 1 items'.



# Omówienie wybranych funkcji interfejsu użytkownika (zgłaszającego) w E2.0

Administration -> Organisation Detail-> Detail > User Accounts (New User)

### User Account Details

Account Type: **Organisation**

Authority:\* Poland (CAA)

Organisation: Testair tests

Username:\*

Description:

Creation Date:  Modification Date:

Last Activity:

Disabled  Blocked

#### PROPERTIES

First Name:\*  Last Name:\*

Phone:  +43 1234567890 Email Address:\*

Preferred Language:\* English

Job Title:

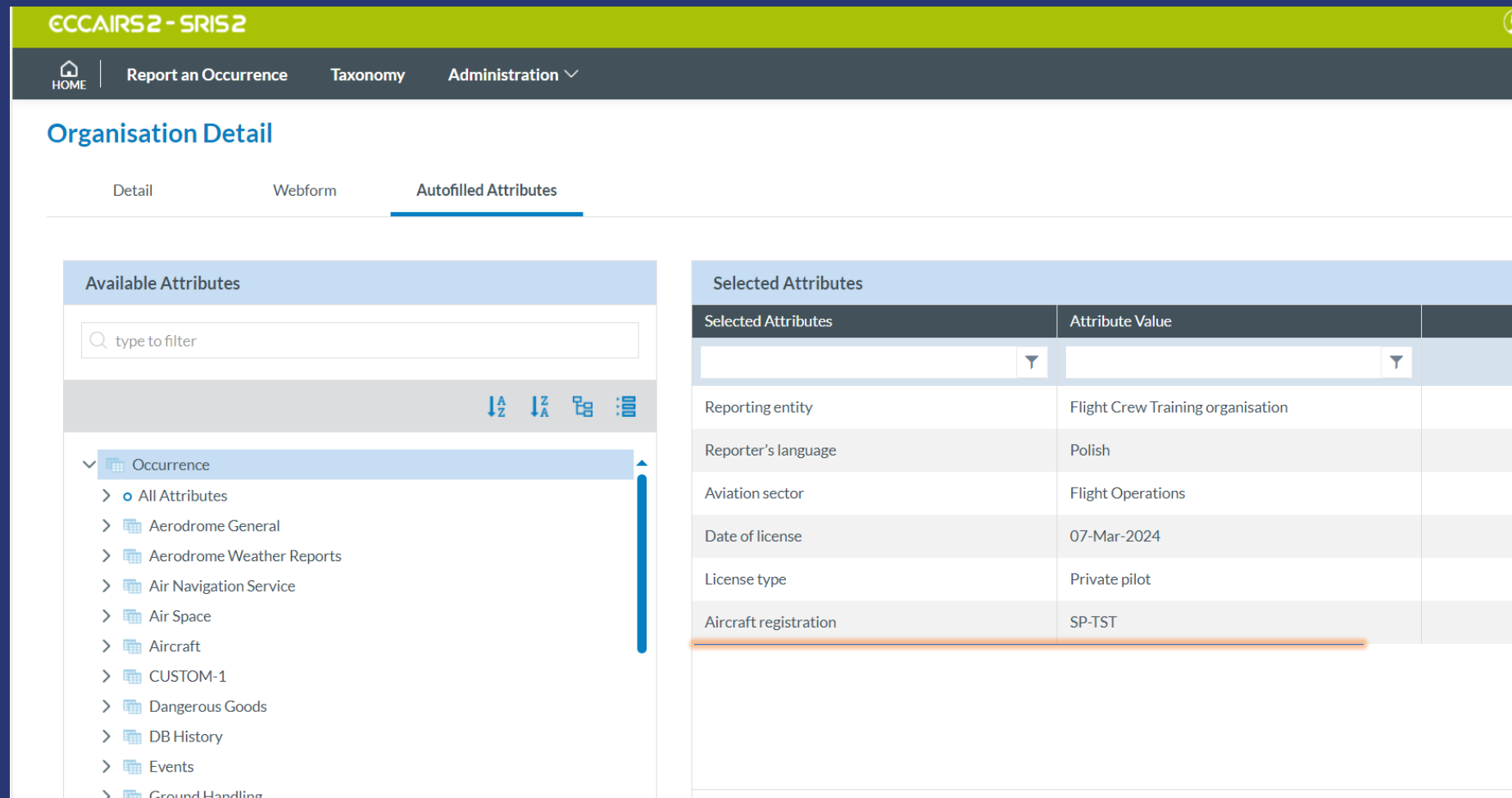
#### ROLES

Role ^	Select
Organisation Administrator	<input type="checkbox"/>
Reporter	<input type="checkbox"/>

1 10 items per page 1 - 2 of 2 items

# Omówienie wybranych funkcji interfejsu użytkownika (zgłaszającego) w E2.0

## Administration -> Organisation Detail-> Autofilled Attributes



The screenshot shows the ECCAIRS2 - SRIS2 web application interface. The top navigation bar includes 'HOME', 'Report an Occurrence', 'Taxonomy', and 'Administration'. The main content area is titled 'Organisation Detail' and has three tabs: 'Detail', 'Webform', and 'Autofilled Attributes' (which is currently selected). On the left, under 'Available Attributes', there is a search box and a tree view showing a hierarchy of categories, with 'Occurrence' expanded to show sub-categories like 'All Attributes', 'Aerodrome General', etc. On the right, under 'Selected Attributes', there is a table with two columns: 'Selected Attributes' and 'Attribute Value'. The table contains the following data:

Selected Attributes	Attribute Value
Reporting entity	Flight Crew Training organisation
Reporter's language	Polish
Aviation sector	Flight Operations
Date of license	07-Mar-2024
License type	Private pilot
Aircraft registration	SP-TST

# Omówienie wybranych funkcji interfejsu użytkownika (zgłaszającego) w E2.0

Administration -> Organisation Detail-> Autofilled Attributes

The screenshot displays the 'Administration' section of the E2.0 interface. The top navigation bar includes 'HOME', 'Report an Occurrence', 'Taxonomy', and 'Administration'. The main content area is titled 'ROLES' and contains a table with the following data:

Role ^	Select
Organisation Administrator	<input checked="" type="checkbox"/>
Organisation Autofilled Attributes	<input checked="" type="checkbox"/>
Reporter	<input checked="" type="checkbox"/>

Below the table, the 'AIRCRAFT DESCRIPTION' section is partially visible, showing fields for 'Mass group:' and 'Propulsion type:'.

# Omówienie wybranych funkcji interfejsu użytkownika (zgłaszającego) w E2.0

Nazwa użytkownika (login name)->My account->User Account->Custom Columns

## Original Reports

kpiotrowski



Reports **All** Draft Sent

EXPORT

UPLOAD PDF/E5X E5X RESULTS E5X VALIDATION RESULTS

	Creation Date	OR Initial Date	E2ID	E2 Status	Report Identification	UTC Date	Headline	responsible entity	Organisation
<input checked="" type="checkbox"/>	28-Nov-2023	28-Nov-2023 09:38	OR-0000000000057839 v0.1	Sent		28-Nov-2023	test Kamil	Poland > CAA	Testair tests
<input type="checkbox"/>	28-Nov-2023	28-Nov-2023 08:03	OR-0000000000057834 v0.0	Draft		28-Nov-2023	kolizja na pasie	Poland > CAA	Testair tests

Columns

- Risk mitig. action
- Reporter's description
- Report source
- Report version
- Reporting date
- Narrative text
- Occurrence status

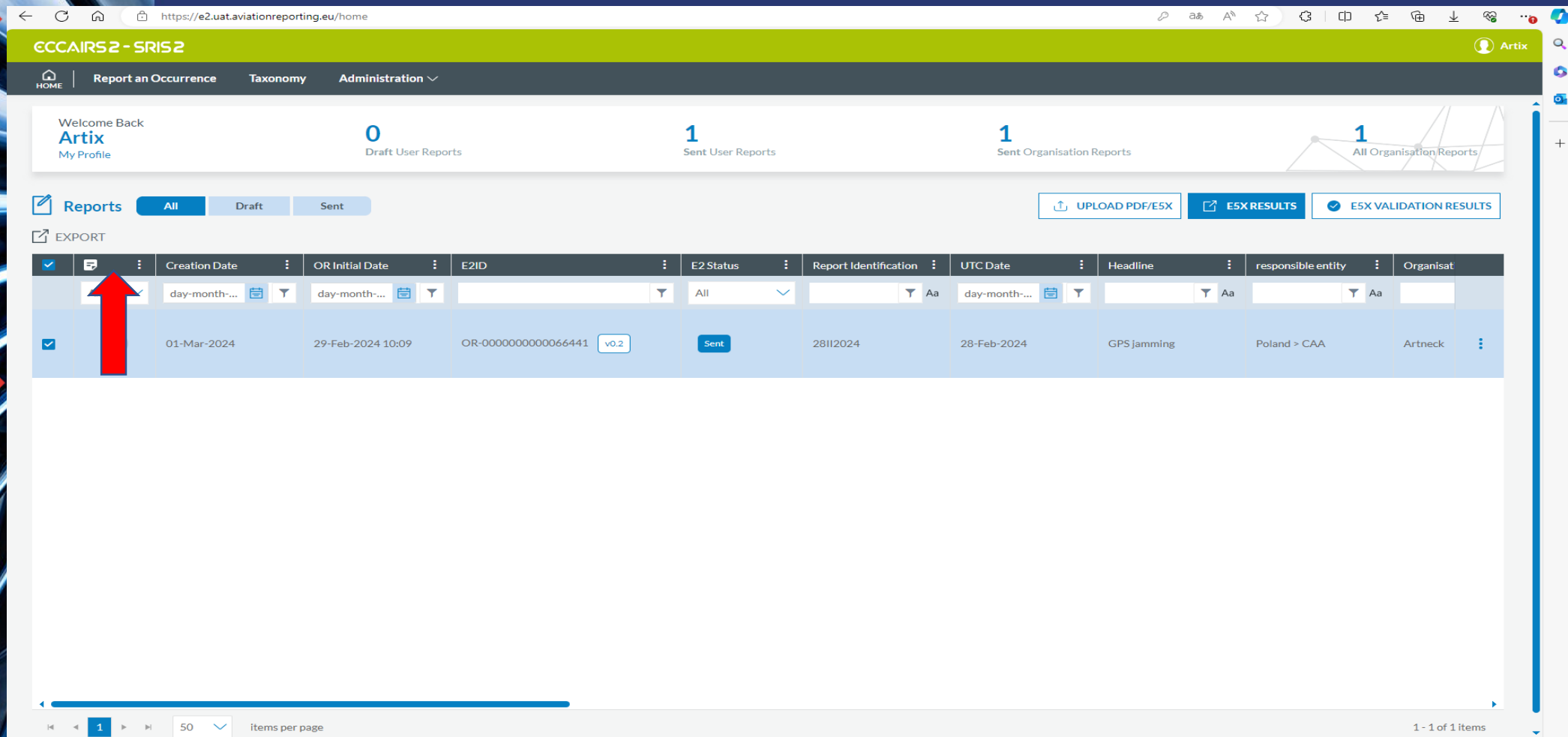
Reset Apply



# Omówienie wybranych funkcji interfejsu użytkownika (zgłaszającego) w E2.0

## Kolumna „Authority Comments” (lista zgłoszeń)

### Kolumna „Authority comments Column Menu” ...



The screenshot displays the E2.0 user interface for reporting aviation incidents. The page title is "ECCAIRS 2 - SRIS 2". The user is logged in as "Artix". The interface shows a dashboard with statistics: 0 Draft User Reports, 1 Sent User Reports, and 1 Sent Organisation Reports. Below the dashboard, there are buttons for "Reports" (All, Draft, Sent), "EXPORT", "UPLOAD PDF/ESX", "ESX RESULTS", and "ESX VALIDATION RESULTS".

The main content is a table of reports with the following columns: Creation Date, OR Initial Date, E2ID, E2 Status, Report Identification, UTC Date, Headline, responsible entity, and Organisat. A red arrow points to the dropdown menu icon in the "Authority Comments" column header.

Creation Date	OR Initial Date	E2ID	E2 Status	Report Identification	UTC Date	Headline	responsible entity	Organisat
01-Mar-2024	29-Feb-2024 10:09	OR-0000000000066441 v0.2	Sent	28II2024	28-Feb-2024	GPS jamming	Poland > CAA	Arneck

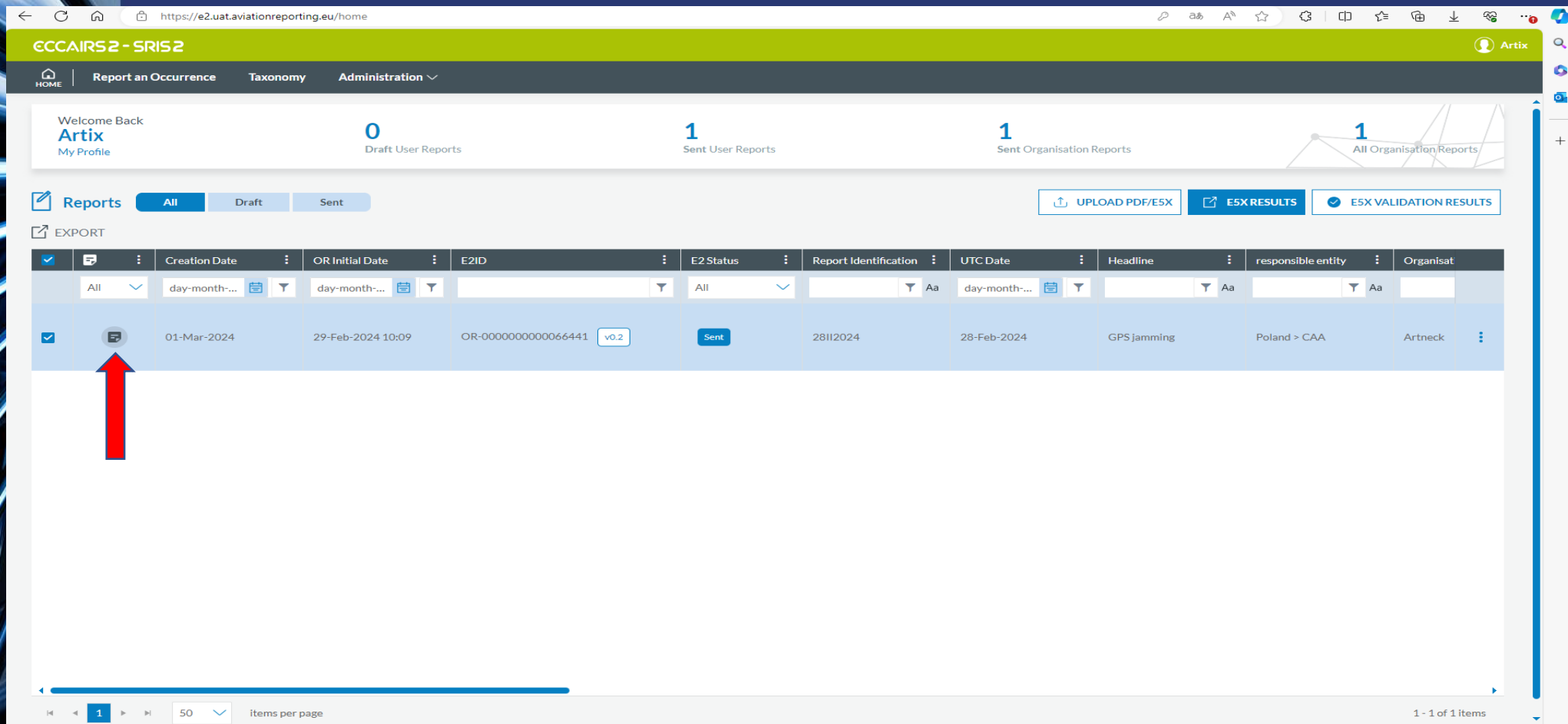
At the bottom of the page, there is a pagination control showing "1" of "1" items per page, and a footer with "URZĄD LOTNICTWA CYWILNEGO" and the page number "08".



# Omówienie wybranych funkcji interfejsu użytkownika (zgłaszającego) w E2.0

## Kolumna „Authority Comments” (lista zgłoszeń)

Przy naszym zgłoszeniu w kolumnie „Authority comments Column Menu” pojawia się ikonka...



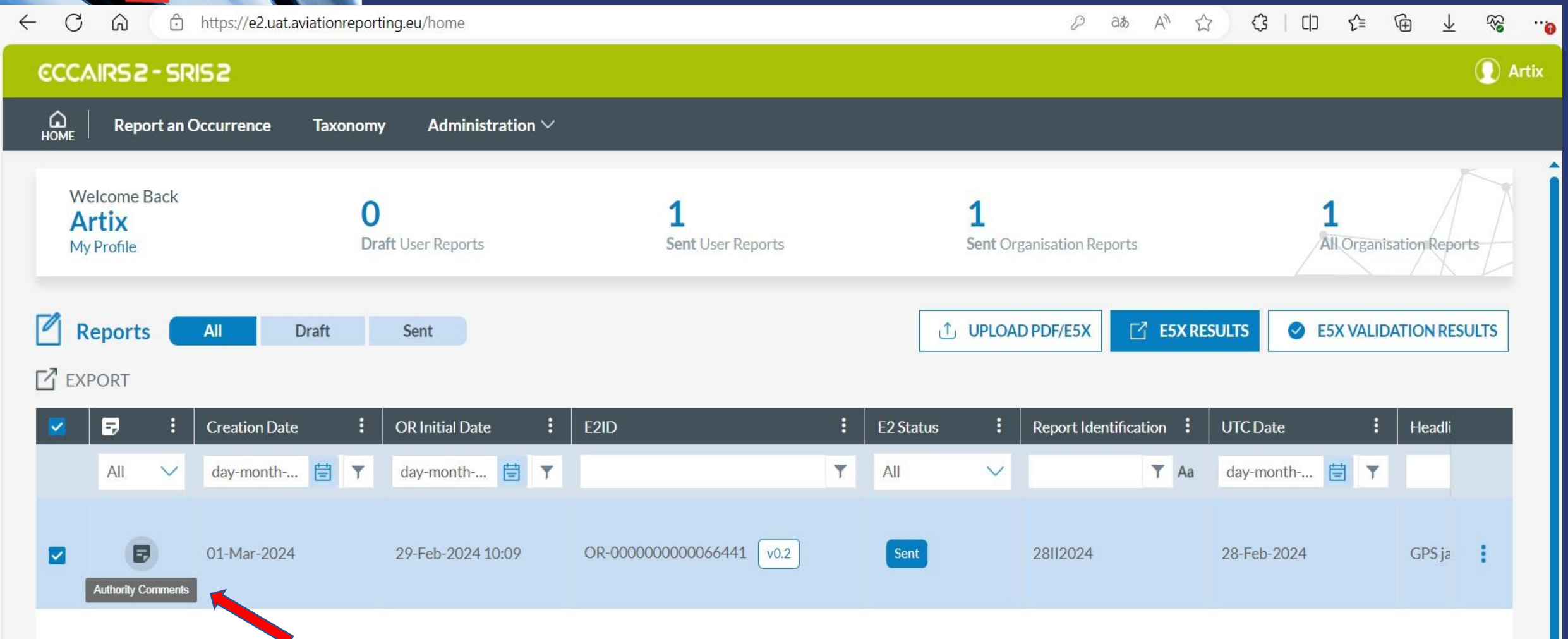
The screenshot displays the E2.0 user interface for reporting aviation incidents. The top navigation bar includes 'HOME', 'Report an Occurrence', 'Taxonomy', and 'Administration'. The main content area shows a dashboard with statistics: '0 Draft User Reports', '1 Sent User Reports', and '1 Sent Organisation Reports'. Below this is a 'Reports' section with filters for 'All', 'Draft', and 'Sent'. A table of reports is shown with columns: Creation Date, OR Initial Date, E2ID, E2 Status, Report Identification, UTC Date, Headline, responsible entity, and Organisat. A red arrow points to a comment icon in the 'Authority Comments' column of a report row.

Creation Date	OR Initial Date	E2ID	E2 Status	Report Identification	UTC Date	Headline	responsible entity	Organisat
01-Mar-2024	29-Feb-2024 10:09	OR-000000000066441 v0.2	Sent	28112024	28-Feb-2024	GPS jamming	Poland > CAA	Artneck

## Omówienie wybranych funkcji interfejsu użytkownika (zgłaszającego) w E2.0

Kolumna „Authority Comments” (lista zgłoszeń)

Po najechaniu wskaźnikiem myszy pojawia się napis „Authority Comments...”



The screenshot displays the E2.0 user interface. At the top, there is a green header with the text "ECCAIRS 2 - SRIS 2" and a user profile icon for "Artix". Below the header is a navigation bar with "HOME", "Report an Occurrence", "Taxonomy", and "Administration". The main content area features a dashboard with four cards: "Welcome Back Artix My Profile", "0 Draft User Reports", "1 Sent User Reports", and "1 Sent Organisation Reports". Below the dashboard are buttons for "Reports" (All, Draft, Sent), "EXPORT", "UPLOAD PDF/E5X", "E5X RESULTS", and "E5X VALIDATION RESULTS". A table of reports is shown with columns: Creation Date, OR Initial Date, E2ID, E2 Status, Report Identification, UTC Date, and Headline. A red arrow points to the "Authority Comments" tooltip that appears over the first report row.

Creation Date	OR Initial Date	E2ID	E2 Status	Report Identification	UTC Date	Headline
01-Mar-2024	29-Feb-2024 10:09	OR-0000000000066441 v0.2	Sent	28II2024	28-Feb-2024	GPS ja

# Omówienie wybranych funkcji interfejsu użytkownika (zgłaszającego) w E2.0

## Kolumna „Authority Comments” (lista zgłoszeń)

Po kliknięciu na tę ikonkę  
pojawia się okno „Notes”

The screenshot displays the E2.0 user interface. On the left, a table lists reports with columns for 'Creation Date', 'OR Initial Date', and 'E2ID'. A red arrow points to a report entry for '01-Mar-2024'. On the right, a 'Notes' modal window is open, showing two entries: '01-Mar-2024 14:40' with the text 'Notatka nr 2 testowo' and '01-Mar-2024 14:39' with the text 'Cześć Artur sprawdź proszę czy widzisz tę notatkę'. A red circle highlights the 'Notes' title in the modal window.

	Creation Date	OR Initial Date	E2ID
<input checked="" type="checkbox"/>	01-Mar-2024	29-Feb-2024 10:09	OR-000000000066441

Notes

- 01-Mar-2024 14:40  
Notatka nr 2 testowo
- 01-Mar-2024 14:39  
Cześć Artur sprawdź proszę czy widzisz tę notatkę





## Omówienie wybranych funkcji interfejsu użytkownika (zgłaszającego) w E2.0

Filtrowanie zgłoszeń z wykorzystaniem atrybutów na liście (np. Headline, UTC date, Report Status, itp.)

The screenshot displays the E2.0 user interface. At the top, there is a navigation bar with 'HOME', 'Report an Occurrence', 'Taxonomy', and 'Administration'. Below this, a dashboard shows 'Welcome Back Artix My Profile' and three summary cards: '0 Draft User Reports', '1 Sent User Reports', and '1 Sent Organisation Reports'. The main content area is titled 'Reports' and includes filters for 'All', 'Draft', and 'Sent'. There are buttons for 'UPLOAD PDF/ESX', 'ESX RESULTS', and 'ESX VALIDATION RESULTS'. An 'EXPORT' section is also visible. A table of reports is shown with columns: Creation Date, OR Initial Date, E2ID, E2 Status, Report Identification, UTC Date, and Headline. A column menu is open over the table, listing the columns with checkboxes. A red arrow points to the 'Columns' menu icon in the table header. The table contains one report entry with the following data:

Creation Date	OR Initial Date	E2ID	E2 Status	Report Identification	UTC Date	Headline
29-Feb-2024 10:09	OR-0000000000066441	v0.2	Sent	28II2024	28-Feb-2024	GPS ja

At the bottom of the page, there is a pagination control showing '1' of 1 items per page and '1 - 1 of 1 items'.



# Omówienie wybranych funkcji interfejsu użytkownika (zgłaszającego) w E2.0

Filtrowanie zgłoszeń z wykorzystaniem atrybutów na liście (np. Headline, UTC date, Report Status, itp.)

The screenshot displays the E2.0 user interface. At the top, there is a navigation bar with 'HOME', 'Report an Occurrence', 'Taxonomy', and 'Administration'. Below this, a dashboard shows statistics: 'Welcome Back Artix My Profile', '0 Draft User Reports', '1 Sent User Reports', '1 Sent Organisation Reports', and '1 All Organisation Reports'. A 'Reports' section has tabs for 'All', 'Draft', and 'Sent', along with buttons for 'UPLOAD PDF/E5X', 'E5X RESULTS', and 'E5X VALIDATION RESULTS'. An 'EXPORT' section is also visible. The main area is a table of reports with columns: 'Creation Date', 'OR Initial Date', 'E2ID', 'E2 Status', 'Report Identification', 'UTC Date', and 'Headli'. A 'Creation Date Column Menu' is open, listing columns with checkboxes: 'Creation Date', 'OR Initial Date', 'E2ID', 'E2 Status', 'Report Identification', 'UTC Date', and 'Headline'. Red arrows point to the filter icons in the 'E2 Status' and 'UTC Date' columns. The table shows one report with 'Creation Date' 01-Mar-2024, 'E2ID' DR-0000000000066441 v.0.2, 'E2 Status' Sent, 'Report Identification' 28II2024, and 'UTC Date' 28-Feb-2024. The footer shows '1' of 1 items, '50' items per page, and '1 - 1 of 1 items'.



## Omówienie wybranych funkcji interfejsu użytkownika (zgłaszającego) w E2.0

Filtrowanie zgłoszeń z wykorzystaniem atrybutów na liście (np. Headline, UTC date, Report Status, itp.)

The screenshot shows the E2.0 user interface. At the top, there is a navigation bar with 'HOME', 'Report an Occurrence', 'Taxonomy', and 'Administration'. Below this, a dashboard displays 'Welcome Back Artix My Profile' and four summary cards: '0 Draft User Reports', '1 Sent User Reports', '1 Sent Organisation Reports', and '1 All Organisation Reports'. The main section is titled 'Reports' and includes tabs for 'All', 'Draft', and 'Sent'. There are buttons for 'UPLOAD PDF/E5X', 'E5X RESULTS', and 'E5X VALIDATION RESULTS'. An 'EXPORT' section is also visible. A table of reports is shown with columns for 'Creation Date', 'OR Initial Date', 'E2ID', 'E2 Status', 'Report Identification', and 'UTC date'. A search menu is open over the table, showing options like 'Ukryj menu', 'Więcej akcji', 'Zapytaj usługę Copilot', 'Kopiuuj', and 'Wyszukaj'. Red arrows point to the search input field and the 'Kopiuuj' button. A green box highlights the text 'lub Ctrl+V, albo skopiowany tekst z innego źródła,' and a yellow box highlights 'albo wpisujemy ręcznie z klawiatury temat wyszukiwania'.

Creation Date	OR Initial Date	E2ID	E2 Status	Report Identification	UTC date
01-Mar-2024	29-Feb-2024 10:09	OR-0000000000066441 v0.2	Sent	28II2024	28-Feb-2024 GPS ja

Prawym przyciskiem myszy rozwijamy menu i kopiujemy...

lub Ctrl+V, albo skopiowany tekst z innego źródła,

albo wpisujemy ręcznie z klawiatury temat wyszukiwania





# Omówienie wybranych funkcji interfejsu użytkownika (zgłaszającego) w E2.0



Filtrowanie zgłoszeń z wykorzystaniem atrybutów na liście (np. **Headline**, **UTC date**, **Report Status**, itp.)

Screenshot of the E2.0 user interface showing the Occurrences management screen.

Browser address: <https://e2.uat.aviationreporting.eu/report-management/occurrence>

Page Title: ECCAIRS 2 - SRIS 2

User: anarkiewicz

Navigation: HOME, Safety Data, Report an Occurrence, Data Management, Views Management, Taxonomy, Administration, E2CENTRAL HUB

### Occurrences




+ NEW OCCURRENCE

FILE DATA Advanced Filters Clear All

My Drafts In Progress Shared All ECR

	E2ID^	Reporting Entity	File Number	Report Identification	Headline	Occurrence Class	UTC Date
ALL	OC-0000000002674074				GPS jamn		day-month-...
<input type="checkbox"/>	<input type="checkbox"/> OC-0000000002674074 (v0.2)	Poland > Other > Flight Crew Training organisation	PL-2024-0000000000000000 608-29-Feb-2024	28II2024	GPS jamming	Occurrence without safety effect	28-Feb-2024

Page 1 of 1 items (1 item per page)





## Omówienie wybranych funkcji interfejsu użytkownika (zgłaszającego) w E2.0

Filtrowanie zgłoszeń z wykorzystaniem atrybutów na liście (np. Headline, UTC date, Report Status, itp.)

**ECCAIRS 2 - SRIS 2** Artix

HOME | Report an Occurrence | Taxonomy | Administration

Welcome Back **Artix**  
My Profile

0 Draft User Reports | 1 Sent User Reports | 1 Sent Organisation Reports | 1 All Organisation Reports

Reports | All | Draft | Sent | UPLOAD PDF/E5X | E5X RESULTS | E5X VALIDATION RESULTS

EXPORT

	Headline	responsible entity	Organisation	Validation status	Report Status	Occurrence Class	Occurrence categor
	GPS jamming	Poland > CAA	Artneck		Closed on issue	Occurrence without safety effect	OTHR: Other

1 | 50 items per page | 1 - 1 of 1 items

**Otwarty tekst** (arrow pointing to the 'Headline' column)

**Katalog zamknięty** (arrow pointing to the 'Report Status' column)

# Omówienie wybranych funkcji interfejsu użytkownika (zgłaszającego) w E2.0

## Filtrowanie zgłoszeń Draft/ Sent



ECCAIRS2 - SRIS2 Testair

HOME | Report an Occurrence | Taxonomy | Administration

Welcome Back **Testairs** My Profile

1 Draft User Reports | 1 Sent User Reports | 1 Sent Organisation Reports | 2 All Organisation Reports

Reports **All** Draft Sent

EXPORT

UPLOAD PDF/ESX | ESX RESULTS | ESX VALIDATION RESULTS

		Creation Date	OR Initial Date	E2ID	E2 Status	Report Identification	UTC Date	Headline
<input checked="" type="checkbox"/>		28-Nov-2023	28-Nov-2023 09:38	OR-0000000000057839 v0.1	Sent		28-Nov-2023	test Kamil
<input type="checkbox"/>		28-Nov-2023	28-Nov-2023 08:03	OR-0000000000057834 v0.0	Draft		28-Nov-2023	kolizja na pasie



# Omówienie wybranych funkcji interfejsu użytkownika (zgłaszającego) w E2.0

## Filtrowanie zgłoszeń Draft/ Sent



A screenshot of the E2.0 user interface for reporting an occurrence. The interface is titled "ECCAIRS2 - SRIS2" and "Report an Occurrence". It shows a form with fields for "Report ID", "Date", "Report on", and "Competent Authority". The "Report ID" is "OR-000000000057839", "Date" is "06/03/2024 14:03:43", "Report on" is "Organisation Behalf", and "Competent Authority" is "Poland (CAA)". The form is divided into two steps: "1 Reporting Form" and "2 Attach Documents". The "Reporting Form" step is active. The form has a "WHAT" section with a "Headline" field containing "test Kamil". The "OCCURRENCE" section has an "Occurrence class" field set to "Incident" and a "Detection phase" field set to "Landing". At the bottom of the form, there are four buttons: "CANCEL", "SAVE AS DRAFT", "DISCARD DRAFT", and "CONTINUE". The "DISCARD DRAFT" button is highlighted with a red box. The interface also includes a "TAXONOMY BROWSER" link, "UPLOAD PDF" and "DOWNLOAD PDF" buttons, and a "Reporting history" link in the sidebar. The bottom of the interface shows a pagination bar with "1" selected and "50 items per page".

# Dziękuję za uwagę!

Inspektorat Zarządzania Bezpieczeństwem Lotniczym  
Departament Zarządzania Bezpieczeństwem w Lotnictwie Cywilnym

Pytania związane z ECCAIRS przesyłamy na adres *e-mail*:  
**[admin-e2@ulc.gov.pl](mailto:admin-e2@ulc.gov.pl)**