

ECCAIRS 2.0

BŁĘDY I BRAKI W ZGŁOSZENIACH



Urząd
Lotnictwa
Cywilnego

aktualizacja 25.07.2023



BŁĘDY I BRAKI W ZGŁOSZENIACH

AERODROME (Location indicator) – należy wypełniać sekcję, jeśli zdarzenie miało miejsce na lotnisku, nie używać wyłącznie nazwy państwa, tylko kodu ICAO danego lotniska
np. nie Polska, tylko EPWA

AIRCRAFT (Manufacturer/model) – należy rozwinąć to pole o bardziej szczegółowy opis, nie dawać sam BOEING, tylko uściślić jaki model samolotu
np. nie BOEING, tylko BOEING > 737 > 800

BŁĘDY I BRAKI W ZGŁOSZENIACH

The screenshot shows the 'Report an Occurrence' form in the ECCAIRS 2.0 system. The 'Reporting Form' step is active. A 'Values' dialog box is open, displaying a search bar and a list of aircraft categories. The 'BOEING' category is circled in red. The background form shows fields for 'Aircraft category*', 'Manufacturer/mod*', 'Serial number*', 'Operator*', and 'AIRCRAFT DE*'. The 'Operator*' field is also circled in red.

This screenshot shows a 'Values' dialog box with a search bar and a list of aircraft models. The '737' model is circled in red. The background form is partially visible, showing the 'Operator*' field.

This screenshot shows a 'Values' dialog box with a search bar and a list of aircraft models. The '800' model is circled in red. The background form is partially visible, showing the 'Operator*' field.

ECCAIRS 2.0

BŁĘDY I BRAKI W ZGŁOSZENIACH

← → ↻ 🏠 <https://e2.aviationreporting.eu/reporting/unregistered> ☆ 📄 ☰

ECCAIRS2 - SRIS2 ?

Report an Occurrence

 TAXONOMY BROWSER

1 Reporting Information → 2 Reporting Form → 3 Attach Documents → 4 Personal Details (optional)

Read mode 📄 ☰

- Occurrence
 - Reporting History
 - Aircraft
 - Manufacturer/model*** BOEING > 737 > 800 > 8AS
 - Incapacitation
 - Aerodrome General
 - Runway
 - Vehicle
 - Aerodrome Weather Re...
 - Events & factors
 - Precipitation and other ...

AIRCRAFT IDENTIFICATION

State of registry*: + Aircraft registration*: only uppercase admitted and 11 characters maxi

Aircraft category*: +

Manufacturer/model*: BOEING > 737 > 800 > 8AS × ✎
additional text:

Serial number*: only uppercase admitted and 20 characters maxi Year built:

Operator*: + Call sign*:
additional text:

AIRCRAFT DESCRIPTION

< PREVIOUS STEP

⊗ CANCEL CONTINUE >

BŁĘDY I BRAKI W ZGŁOSZENIACH

STATE OF REGISTRY – nie zapominajmy o uzupełnieniu, gdyż pole jest obowiązkowe!

AIRCRAFT REGISTRATION – np. SP-ABC a nie SPABC

AIRCRAFT CATEGORY – nie zapominajmy o uzupełnieniu, gdyż pole jest obowiązkowe, poza tym rozwijamy pole bardziej szczegółowo klikając na ikonę >

BŁĘDY I BRAKI W ZGŁOSZENIACH

The screenshot shows the 'Report an Occurrence' form in the ECCAIRS 2.0 system. A 'Values' dropdown menu is open, displaying a list of aircraft categories. The 'Fixed Wing' option is highlighted with a red circle. The background form includes fields for 'State of registry', 'Aircraft category', 'Manufacturer/model', 'Serial number', and 'Operator'. The 'Aircraft category' field is currently empty.

This screenshot shows the 'Fixed Wing' option expanded in the 'Values' dropdown menu. The sub-options 'Aeroplanes' and 'Sailplane (Glider)' are highlighted with a red circle. Other sub-options include 'Hybrid', 'Lighter-than-air', 'Not Applicable', and 'Other'. The 'SAVE' button is visible at the bottom right.

This screenshot shows the 'Aeroplanes' option expanded in the 'Values' dropdown menu. The sub-options 'Large Aeroplanes', 'Military Aeroplanes', and 'Small Aeroplanes' are highlighted with a red circle. Other sub-options include 'Sailplane (Glider)' and 'Hybrid'. The 'SAVE' button is visible at the bottom right.



ECCAIRS 2.0

BŁĘDY I BRAKI W ZGŁOSZENIACH

Values

Select the value you want to include

type to filter

- Fixed Wing
 - Aeroplane
 - Large Aeroplane**
 - Large Aeroplane
 - Not Certified
 - Military Aeroplane
 - Small Aeroplane

CANCEL SAVE

ECCAIRS 2 - SRIS2

Report an Occurrence

1 Reporting Information 2 Reporting Form 3 Attach Documents 4 Personal Details (optional)

AIRCRAFT IDENTIFICATION

State of registry*: Aircraft registration*:

Aircraft category*: **Fixed Wing > Aeroplane > Large Aeroplane > Large Aeroplane**

Manufacturer/model*:

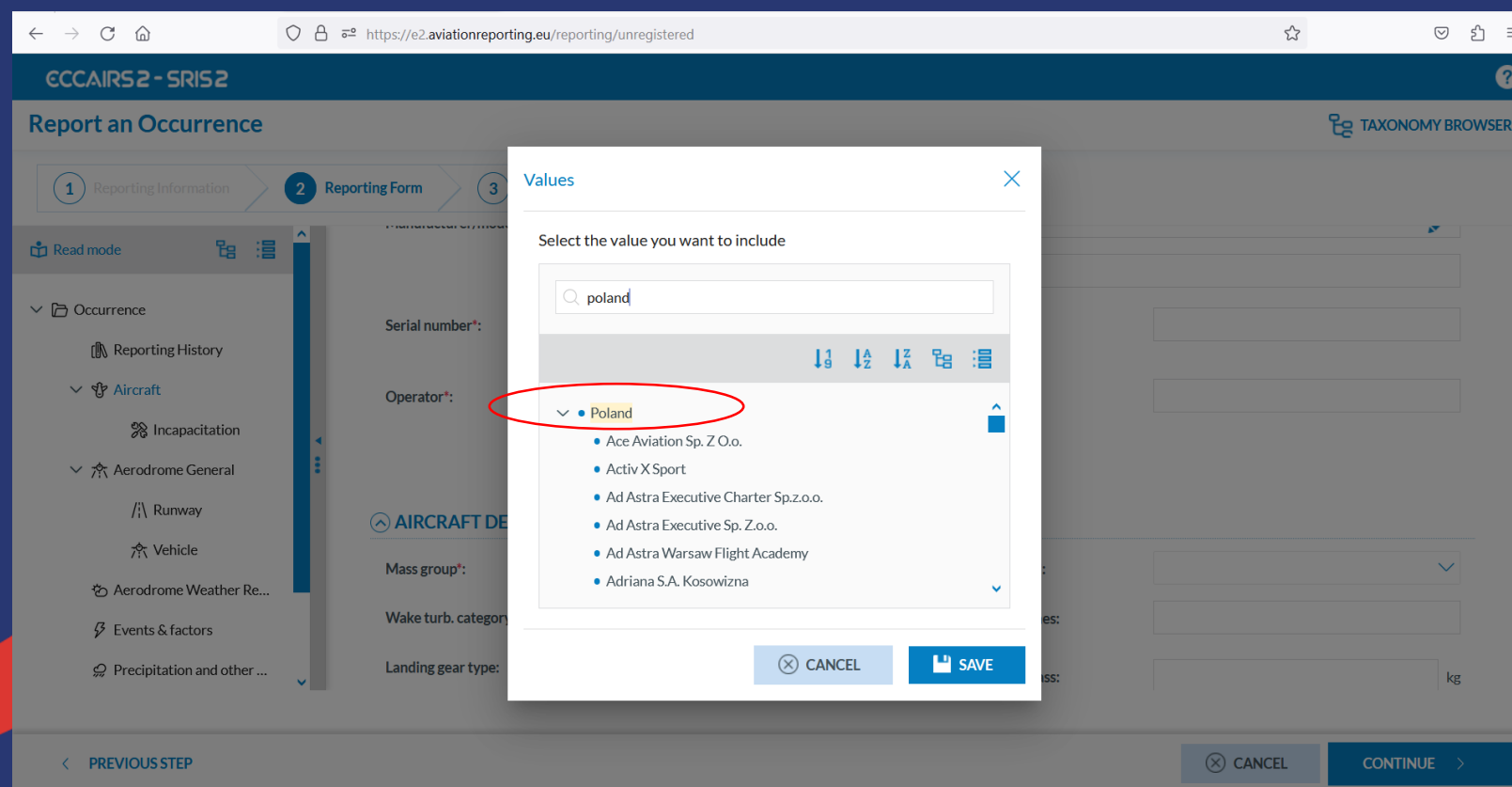
Serial number*: Year built:

Operator*: Call sign*:

PREVIOUS STEP CANCEL CONTINUE

BŁĘDY I BRAKI W ZGŁOSZENIACH

OPERATOR – pole wypełniamy z rozwijanej listy klikając na ikonę >, nie zostawiamy samego określenia „POLAND”

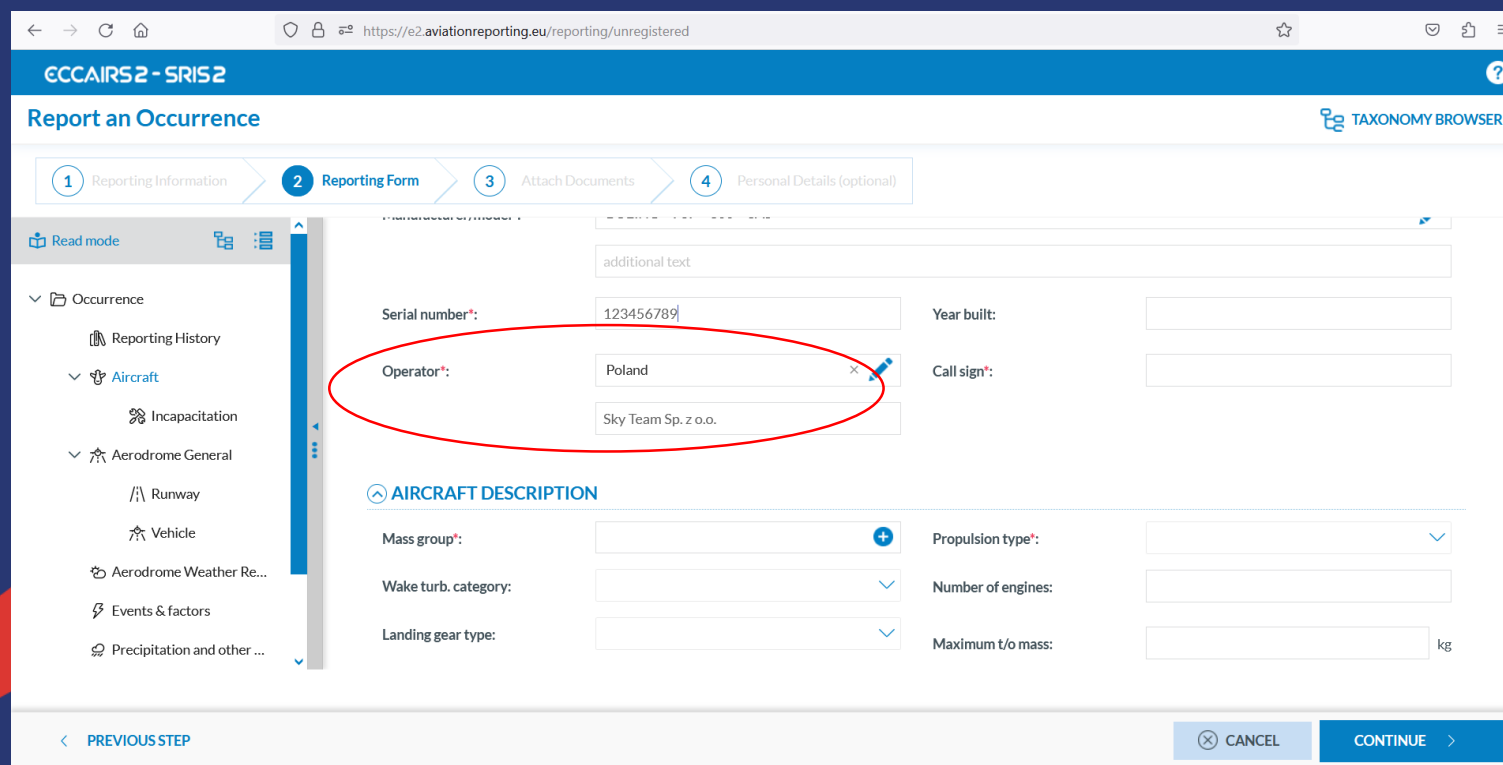


The screenshot displays the ECCAIRS 2.0 web application interface for reporting an occurrence. The main page is titled "Report an Occurrence" and shows a progress bar with three steps: "1 Reporting Information", "2 Reporting Form", and "3". The "Reporting Form" step is active. A dropdown menu is open for the "Operator*" field, showing a search bar with "poland" entered and a list of operators. The "Poland" option is selected and circled in red. The list of operators includes: Ace Aviation Sp. Z O.o., Activ X Sport, Ad Astra Executive Charter Sp.z.o.o., Ad Astra Executive Sp. Z.o.o., Ad Astra Warsaw Flight Academy, and Adriana S.A. Kosowizna. The interface also shows a "TAXONOMY BROWSER" icon in the top right corner and a "PREVIOUS STEP" button at the bottom left.

BŁĘDY I BRAKI W ZGŁOSZENIACH

UWAGA!

jeśli dany operator nie jest ujęty w liście rozwijanej, wówczas wybieramy Poland i w polu tekstowym poniżej wpisujemy odrębnie nazwę operatora.

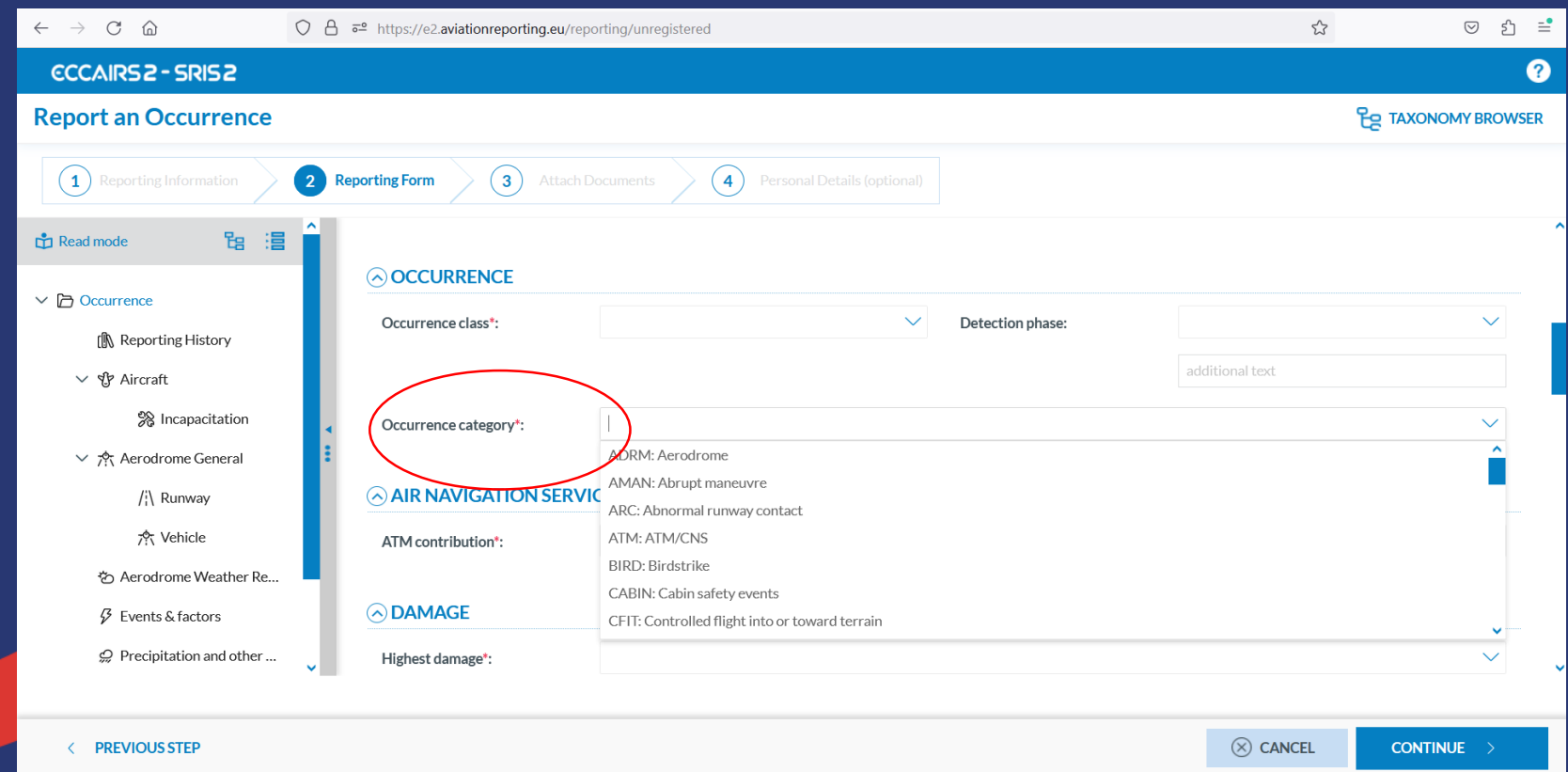


The screenshot displays the 'Report an Occurrence' form in the ECCAIRS 2.0 system. The form is divided into several sections: 'Reporting Information', 'Reporting Form', 'Attach Documents', and 'Personal Details (optional)'. The 'Reporting Form' section is currently active. It contains fields for 'Serial number*' (123456789), 'Year built', 'Operator*', and 'Call sign*'. The 'Operator*' field is highlighted with a red circle, showing a dropdown menu with 'Poland' selected and 'Sky Team Sp. z o.o.' entered in the text input field below it. Below the 'Operator*' field is the 'AIRCRAFT DESCRIPTION' section, which includes fields for 'Mass group*', 'Propulsion type*', 'Wake turb. category', 'Number of engines', 'Landing gear type', and 'Maximum t/o mass' (kg). The form also includes a 'PREVIOUS STEP' button and 'CANCEL' and 'CONTINUE' buttons at the bottom.

ECCAIRS 2.0

BŁĘDY I BRAKI W ZGŁOSZENIACH

OCCURRENCE CATEGORY – wybieramy zgodnie z treścią zgłoszenia z listy kategorii



The screenshot shows the 'Report an Occurrence' form in the ECCAIRS 2.0 system. The form is divided into four steps: 1. Reporting Information, 2. Reporting Form (current step), 3. Attach Documents, and 4. Personal Details (optional). The 'Occurrence' section is expanded, showing a list of categories. The 'Occurrence category*' field is highlighted with a red circle, and a dropdown menu is open, displaying the following options:

- AORM: Aerodrome
- AMAN: Abrupt manoeuvre
- ARC: Abnormal runway contact
- ATM: ATM/CNS
- BIRD: Birdstrike
- CABIN: Cabin safety events
- CFIT: Controlled flight into or toward terrain

The form also includes fields for 'Occurrence class*', 'Detection phase:', 'ATM contribution*', and 'Highest damage*'. A 'TAXONOMY BROWSER' icon is visible in the top right corner. At the bottom, there are buttons for 'PREVIOUS STEP', 'CANCEL', and 'CONTINUE'.

BŁĘDY I BRAKI W ZGŁOSZENIACH

REPORTING DATE – wybieramy datę z kalendarza, nie jest polem obowiązkowym, natomiast jest niezbędne dla statystyk

The screenshot displays the 'New Occurrence' form in the ECCAIRS 2.0 system. The 'Reporting date' field is highlighted with a red circle, and a calendar pop-up is shown below it, with the date '20' selected. A blue arrow points from the calendar to the 'Reporting date' field. A large red arrow on the left side of the slide points towards the form.

REPORTING HISTORY

Reporting entity:	Reporting form type:
<input type="text"/>	<input type="text"/>
additional text	additional text

Report source:	Report status:
<input type="text"/>	<input type="text"/>

Reporting date:	Report version:
<input type="text"/>	<input type="text"/>

Parties informed:	Export control:
<input type="text"/>	<input type="text"/>

Reporter's language:	Report identification:
<input type="text"/>	50 characters maximum allowed

Reporter's description*:
<input type="text"/>

ECCAIRS 2.0

BŁĘDY I BRAKI W ZGŁOSZENIACH

REPORTING ENTITY - w tym polu wpisujemy swoją organizację, a nie ULC (czyli CAA) jak to w wielu zgłoszeniach było wpisane

The screenshot displays the ECCAIRS 2.0 web interface for reporting an occurrence. The main form is titled "Report an Occurrence" and includes a progress bar with four steps: 1. Reporting Information, 2. Reporting Form, 3. Attach Documents, and 4. Personal Details (optional). The "Reporting Form" step is currently active. The form contains several fields: "Reporting entity*" (circled in red), "additional text", "Report identification:" (50 characters maximum allowed), "Report status:" (dropdown menu), and "Reporting date:". A "REPORTING HISTORY" section is also visible, with an "ADD REPORTING HISTORY" button and a link to "IDENTIFY THIS REPORT FOR FUTURE UPDATES". A "VALUES" dropdown menu is open, showing a search bar with "poland" and a list of organization types: "Other", "Aerodrome operator", "Air Navigation Service Provider", "PANSa", "Aircraft operator", "Apron Management Service Provider", and "ATM equipment maintenance organisation". A red arrow points from the "Reporting entity*" field to the "Values" dropdown menu. The interface also includes a "TAXONOMY BROWSER" link and a "PREVIOUS STEP" button.

BŁĘDY I BRAKI W ZGŁOSZENIACH

REPORT STATUS – określamy, czy zgłoszenie ma status otwartego i w związku z tym zostało podjęte badanie zdarzenia wewnątrz organizacji czy jest zamknięte

The screenshot shows the 'Report an Occurrence' form in the ECCAIRS 2.0 system. The form is divided into four steps: 1. Reporting Information, 2. Reporting Form (current step), 3. Attach Documents, and 4. Personal Details (optional). The 'Report status' dropdown menu is open, showing the following options: Closed, Closed on issue, Data, Draft, Factual, Initial notification, and Open. The 'Report status' label is circled in red. Other fields visible include 'Reporting date', 'Tracking sheet number', and 'additional text'. The form also includes a 'PREVIOUS STEP' button and 'CANCEL' and 'CONTINUE' buttons at the bottom.

BŁĘDY I BRAKI W ZGŁOSZENIACH

RISK CLASSIFICATION - nie wypełniać pola opisowo tylko określony poziom np. 2C

RISK METHODOLOGY – metodologia wewnętrznej klasyfikacji ryzyka stosowana przez organizację raportującą, należy opisać krótko jaką metodą oszacowane zostało ryzyko dla danego zdarzenia

RISK ASSESSMENT - szczegółowe informacje na temat przeprowadzonej oceny ryzyka

The screenshot shows the 'Report an Occurrence' form in the ECCAIRS 2 - SRIS 2 system. The 'RISK' section is highlighted with a red circle. The form includes a progress bar with four steps: 1. Reporting Information, 2. Reporting Form, 3. Attach Documents, and 4. Personal Details (optional). The 'RISK' section contains three text input fields: 'Risk classification:', 'Risk methodology:', and 'Risk assessment:'. The 'Risk assessment:' field has a rich text editor toolbar below it. The form also features a 'Read mode' toggle, a 'TAXONOMY BROWSER' link, and 'PREVIOUS STEP', 'CANCEL', and 'CONTINUE' buttons at the bottom.

BŁĘDY I BRAKI W ZGŁOSZENIACH

W przypadku określenia RYZYKA dla zdarzenia, należy również wypełnić pola opisowe:

Analysis / follow up - opis analizy zdarzeń i działań następczych

Risk mitig. Action - szczegółowe informacje na temat działań zapobiegawczych, naprawczych lub proponowanych/podjętych w celu ograniczenia ryzyka

Conclusions - szczegółowe informacje na temat wniosków dla organizacji

BŁĘDY I BRAKI W ZGŁOSZENIACH

HEADLINE – nagłówek oznacza tytuł zgłoszenia. Nie należy pisać ciągu cyfr, które nie mają znaczenia w świetle zapisu zdarzenia w bazie danych

The screenshot shows the 'OCCURRENCE' form in ECCAIRS 2.0. The form is titled 'OCCURRENCE' and has a '+ ADD SUBENTITY' button. Under the 'WHAT/WHEN/WHERE' section, the 'Headline*' field is highlighted with a red circle. Below it are fields for 'UTC date*', 'Local date*', 'UTC time*', and 'Local time*', each with a calendar icon. At the bottom, there are 'State/area of occ*' and 'Location name*' fields, with a '+' icon next to the first one.

BŁĘDY I BRAKI W ZGŁOSZENIACH

BIRDSTRIKE – pole rzadko wypełniane, a powinno być w przypadku zderzenia z ptakiem.

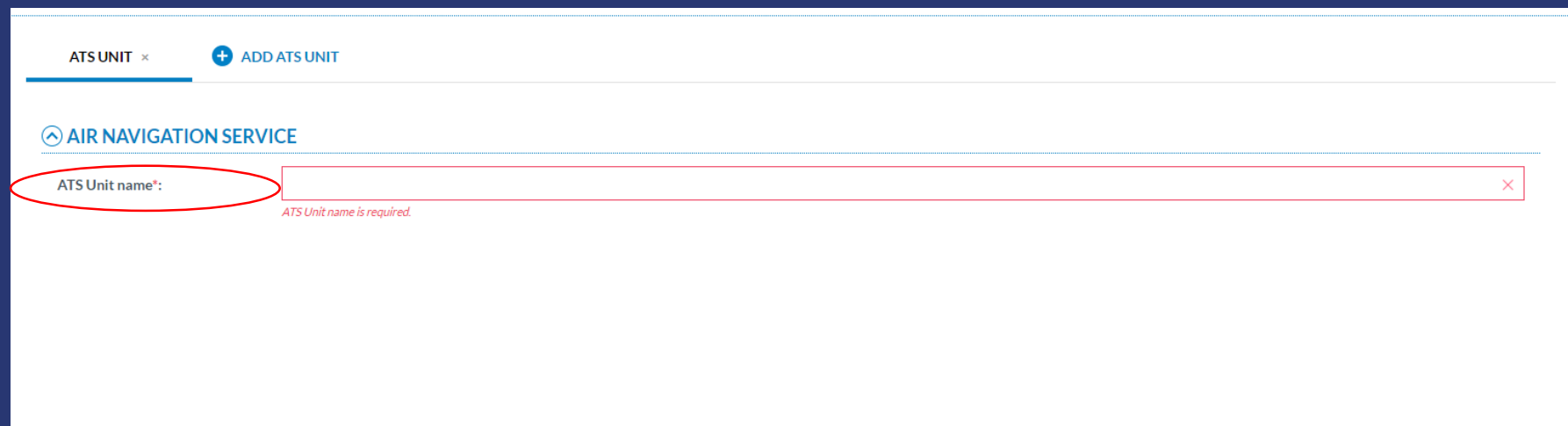
BIRD / WILDLIFE STRIKE

Birds/wildlife seen:	<input type="text"/>	Birds/wildlife struck:	<input type="text"/>		
Parts struck:	<ul style="list-style-type: none"><input type="radio"/> Engine 1<input type="radio"/> Engine 2<input type="radio"/> Engine 3<input type="radio"/> Engine 4<input type="radio"/> Fuselage<input type="radio"/> Landing gear<input type="radio"/> Lights<input type="radio"/> None<input type="radio"/> Nose excluding radome / windshield<input type="radio"/> Other<input type="radio"/> Propeller<input type="radio"/> Radome<input type="radio"/> Rotor<input type="radio"/> Tail<input type="radio"/> Windshield<input type="radio"/> Wing	additional text	Parts damaged:	<ul style="list-style-type: none"><input type="radio"/> Engine 1<input type="radio"/> Engine 2<input type="radio"/> Engine 3<input type="radio"/> Engine 4<input type="radio"/> Fuselage<input type="radio"/> Landing gear<input type="radio"/> Lights<input type="radio"/> None<input type="radio"/> Nose excluding radome / windshield<input type="radio"/> Other<input type="radio"/> Propeller<input type="radio"/> Radome<input type="radio"/> Rotor<input type="radio"/> Tail<input type="radio"/> Windshield<input type="radio"/> Wing	additional text
Bird size:	<input type="text"/>	Pilot advised of birds:	<input type="text"/>		
Species description:	<input type="text" value="new value"/>	<input type="text" value="additional text"/>			

BŁĘDY I BRAKI W ZGŁOSZENIACH

ATS UNIT NAME – w tym polu zwykle wpisywana jest np. PANSA, Tower, „kierujący lotami”.

Należy tu wpisać np. TWR EPWA, APP EPWA, FIS Warszawa itp.



ATS UNIT × + ADD ATS UNIT

⏪ AIR NAVIGATION SERVICE

ATS Unit name*

ATS Unit name is required.

ECCAIRS 2.0 – MATERIAŁY POMOCNICZE

Zgłoszenia do Eccairs 2.0

Formularze
offline

Formularze
online

 Select the form you want to use to report


You can either use a fill-in Form from the below list or directly submit an already prepared structured File

 Flight Operation Flight Operation	 DOWNLOAD PDF  ONLINE	 UPLOAD E5X Files Validate E5X File Upload E5X Files to submit a report
 General Aviation Organisation General Aviation Organisation	 DOWNLOAD PDF  ONLINE	 UPLOAD PDF Upload PDF to submit a report
 Technical Technical	 DOWNLOAD PDF  ONLINE	
 Aerodrome Aerodrome	 DOWNLOAD PDF  ONLINE	
 ATM ATM	 DOWNLOAD PDF  ONLINE	

ECCAIRS 2.0 – MATERIAŁY POMOCNICZE

Zgłoszenia do Eccairs 2.0

- Formularze online
- Formularze offline



ECCAIRS 2.0 – POLA OBOWIĄZKOWE DLA FLIGHT OPERATION



1. **Headline**
2. **UTC date**
3. **State/area of occ**
4. **Location name**
5. **Occurrence class**
6. **Occurrence category**
7. **Highest damage**
8. **Injury level**
9. **Event type**
10. **Reporter's language**
11. **Reporter's description**
12. **Risk classification**
13. **Reporting entity**
14. **Report status**
15. **State of registry**
16. **Aircraft registration**
17. **Manufacturer/model**
18. **Serial numer**
19. **Aircraft category**
20. **Mass group**
21. **Propulsion type**
22. **Operator**
23. **Operation type**
24. **Call sign**
25. **Last departure point**
26. **Planned destination**
27. **Flight phase**
28. **Weather relevant**
29. **Location indicator**
30. **Location on aerodrome**
31. **FIR/UIR name**
32. **Airspace class**
33. **Airspace type**
34. **ATS Unit name**
35. **Report Identification**
36. **Risk Methodology**
37. **Analysis/Follow up**
38. **Risk Assesment**
39. **Risk Mitig. Action**

ECCAIRS 2.0 – POLA OBOWIĄZKOWE DLA AERODROME



1. UTC date
2. Local date
3. State/area of occ
4. Location name
5. Headline
6. Occurrence class
7. Occurrence category
8. ATM contribution
9. Effect on ATM service
10. Highest damage
11. Injury level
12. Narrative language
13. Narrative text
14. Reporting entity
15. Risk classification
16. Last departure point
17. Planned destination
18. Operation type


19. Flight phase
20. Mass group
21. Propulsion type
22. Aircraft registration
23. State of registry
24. Aircraft category
25. Manufacturer/model
26. Serial numer
27. Call sign
28. Operator
29. ATS Unit name
30. Report Identification
31. Report Status
32. Event type
33. Risk Methodology
34. Analysis/Follow up
35. Risk Assesment
36. Risk Mitig. Action

ECCAIRS 2.0 – POLA OBOWIĄZKOWE DLA ATM



- | | |
|---------------------------|---------------------------|
| 1. UTC date | 19. Manufacturer/model |
| 2. Local date | 20. Serial number |
| 3. State/area of occ | 21. Call sign |
| 4. Location name | 22. Operator |
| 5. Headline | 23. Mass group |
| 6. Occurrence class | 24. Propulsion type |
| 7. Occurrence category | 25. Last departure point |
| 8. ATM contribution | 26. Planned destination |
| 9. Effect on ATM service | 27. Operation type |
| 10. Highest damage | 28. Flight phase |
| 11. Injury level | 29. Airspace class |
| 12. Narrative language | 30. Airspace type |
| 13. Narrative text | 31. Report Identification |
| 14. Reporting entity | 32. Report Status |
| 15. Risk classification | 33. Event type |
| 16. Aircraft registration | 34. Risk Methodology |
| 17. State of registry | 35. Analysis/Follow up |
| 18. Aircraft category | 36. Risk Assessment |
| | 37. Risk Mitig. Action |

ECCAIRS 2.0 – POLA OBOWIĄZKOWE DLA TECHNICAL



1. UTC date
2. Local date
3. State/area of occ
4. Location name
5. Headline
6. Occurrence class
7. Occurrence category
8. ATM contribution
9. Effect on ATM service
10. Highest damage
11. Injury level
12. Reporting entity
13. Risk classification
14. Narrative language
15. Narrative text
16. Last departure point
17. Planned destination

18. Operation type
19. Flight phase
20. Mass group
21. Propulsion type
22. Aircraft registration
23. State of registry
24. Aircraft category
25. Manufacturer/model
26. Serial numer
27. Call sign
28. Operator
29. Report Identification
30. Report Status
31. Event type
32. Risk Methodology
33. Analysis/Follow up
34. Risk Assesment
35. Risk Mitig. Action

ECCAIRS 2.0 – POLA OBOWIĄZKOWE DLA GENERAL AVIATION



1. UTC date
2. Local date
3. State/area of occ
4. Location name
5. Headline
6. Occurrence class
7. Occurrence category
8. ATM contribution
9. Effect on ATM service
10. Last departure point
11. Planned destination
12. Operation type
13. Flight phase
14. Aircraft registration
15. State of registry

16. Aircraft category
17. Manufacturer/model
18. Serial numer
19. Call sign
20. Operator
21. Reporting entity
22. Location indicator (aerodrome)
23. Location on aerodrome
24. ATS Unit name
25. Airspace class
26. Airspace type
27. Narrative language
28. Narrative text
29. Report Identification
30. Report Status



ECCAIRS 2.0 – MATERIAŁY POMOCNICZE

DLA KAŻDEGO RODZAJU ORGANIZACJI ZOSTAŁY PRZYGOTOWANE PLIKI PDF ZAWIERAJĄCE SCREENY Z FORMULARZY ONLINE ORAZ OFFLINE, W KTÓRYCH ZAZNACZONE SĄ POLA OBOWIĄZKOWE (NA KOLOR CZERWONY) ORAZ POLA, KTÓRE WARTO BYŁOBY WYPEŁNIĆ ZE WZGLĘDU NA PROWADZONE PRZEZ ULC ANALIZY BEZPIECZEŃSTWA (ZAZNACZONE NA KOLOR ŻÓŁTY).

PLIKI ZOSTAŁY PRZYGOTOWANE W CELU UŁATWIENIA ORGANIZACJOM WYPEŁNIANIA W PRAWIDŁOWY SPOSÓB FORMULARZY W ECCAIRS 2.0 ORAZ SŁUŻĄ TYLKO CELOM SZKOLENIOWYM.

UWAGA – PRZYPOMINAMY, ŻE W CELU DOKONANIA ZGŁOSZENIA NALEŻY KORZYSTAĆ Z AKTUALNYCH PLIKÓW W FORMACIE ADOBE ACROBAT (PDF) DOSTĘPNYCH NA PORTALU INTERNETOWYM: <https://aviationreporting.eu>

ECCAIRS 2.0 – MATERIAŁY POMOCNICZE

FLIGHT_OPERATIONS_Webform_TaxVer.5.1.1.0_AN.pdf - Adobe Acrobat Reader (64-bit)

Strona główna Narzędzia FLIGHT_OPERATIO... x Zaloguj się

ECCAIRS2

<http://www.aviationreporting.eu>

FLIGHT OPERATION

OCCURRENCE

WHAT/WHEN/WHERE

Headline* (407)

UTC date* (477) YYYY/MM/DD

Local date* (433) YYYY/MM/DD

UTC time* (478) HH:mm

Local time* (437) HH:mm

State/area of occ* (454)

Level1 Level2

Level3 Text

Location name* (444)

Detection phase (1072)

OCCURRENCE CLASSIFICATION

Occurrence class* (431)

Occurrence category* (430)

- ADRM: Aerodrome
- AMAN: Abrupt manoeuvre
- ARC: Abnormal runway contact
- ATM: ATM/CNS
- BIRD: Birdstrike
- CABIN: Cabin safety events
- CFIT: Controlled flight into or toward terrain

DAMAGE

Highest damage* (432)

Damage not to a/c* (448)

Object damaged* (440)

Aerodrome facilities
Building/houses
Crane

Prezentacja programu PowerPoint - Adobe Acrobat Reader (64-bit)

Strona główna Narzędzia Prezentacja progra... x Zaloguj się

ECCAIRS2 - SRIS2

Report an Occurrence

TAXONOMY BROWSER

1 Reporting Information 2 Reporting form 3 Attach Documents 4 Personal Details (optional)

OCCURRENCE

ADD SUBENTITY

WHAT/WHEN/WHERE

Headline*

UTC date* Local date*

UTC time* Local time*

State/area of occ* Location name*

Detection phase:

OCCURRENCE CLASSIFICATION

Occurrence class* Occurrence category*

DAMAGE

Highest damage* Damage not to a/c*

Object damaged*

Third party damage*

INJURIES

Injury level*

Total fatalities aircraft:	<input type="text"/>	Total fatalities ground:	<input type="text"/>
Total serious injuries aircraft:	<input type="text"/>	Total serious injuries ground:	<input type="text"/>
Total minor injuries aircraft:	<input type="text"/>	Total minor injuries ground:	<input type="text"/>
Total no injuries aircraft:	<input type="text"/>		

PREVIOUS STEP CANCEL CONTINUE

DZIĘKUJEMY ZA UWAGĘ

Monika Rohozińska
Anna Nowaczyk
Daria Sala

Departament Zarządzania Bezpieczeństwem w Lotnictwie Cywilnym

w przypadku pytań, prosimy o kontakt:
admin-e2@ulc.gov.pl