

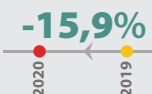
Liczba obsłużonych pasażerów w ruchu krajowym i międzynarodowym - regularnym i czarterowym w pierwszym kwartale w latach 2019 - 2020 w Polsce

2020

2019

1

Ranking lotnisk według liczby obsłużonych pasażerów w 1. kwartale 2020 roku

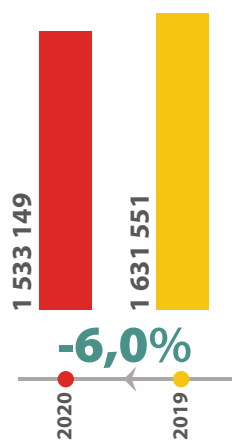


Dynamika zmian w 1. kwartale 2020 roku w stosunku do 1 kwartału 2019 roku



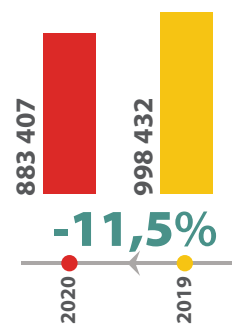
WARSZAWA IM. CHOPINA (WAW)

1



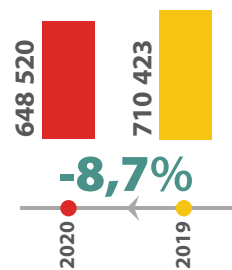
KRAKÓW - BALICE (KRK)

2



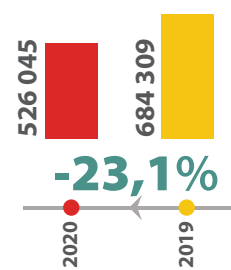
GDAŃSK IM. L. WAŁĘSY (GDN)

3



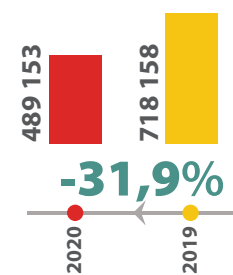
KATOWICE - PYRZOWICE (KTW)

4



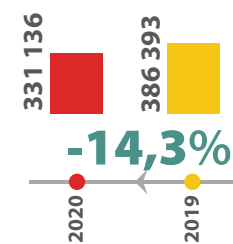
WROCŁAW - STRACHOWICE (WRO)

5



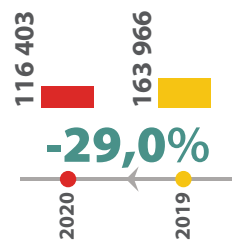
WARSZAWA/MODLIN (WMI)

6



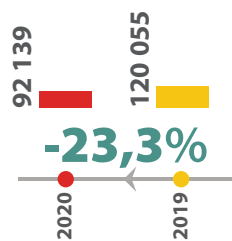
POZNAŃ - ŁAWICA (POZ)

7



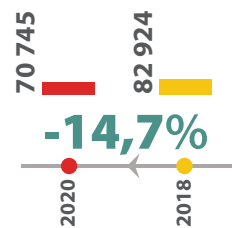
RZESZÓW - JASIONKA (RZE)

8



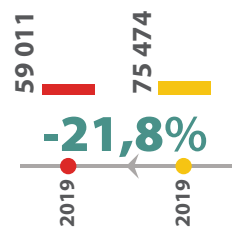
SZCZECIN - GOLENIÓW (SZZ)

9



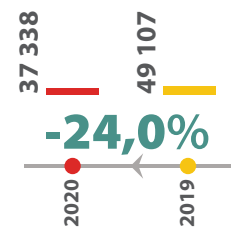
BYDGOSZCZ (BZG)

10



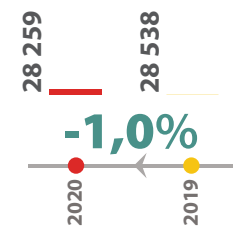
LUBLIN (LUZ)

11



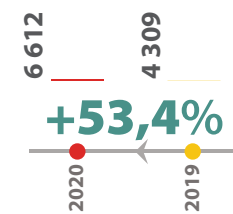
ŁÓDŹ (LCJ)

12



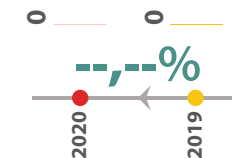
OLSZTYN - MAZURY (SZY)

13



ZIELONA GÓRA - BABIMOST (IEG)

14



RADOM (RDO)

15

